

## Dust collector SFK-01/02/03 SP

Circular construction

### 1. Features

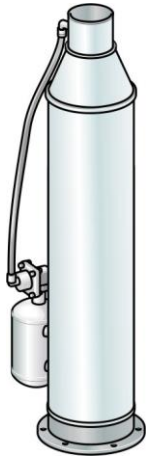
This unit is from solidly build stainless steel. The individual housing parts are fastened together by clamp rings and can be freely rotated in relation to one another or easily dismantled if required.

#### Characteristics

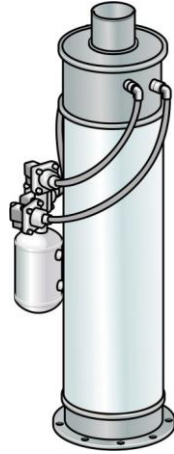
- Efficient, energy-saving cleaning with jet pulse
- Compact, space-saving design
- Volume flow range 30 to 680 m<sup>3</sup>/h
- Filter surfaces 0.5 to 6.4 m<sup>2</sup>
- Stainless steel design
- Jacob connection system
- Worldwide distribution



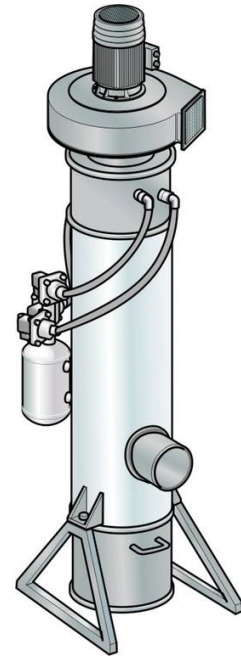
## 2. Versions



Ø 200 mm with 1 cartridge

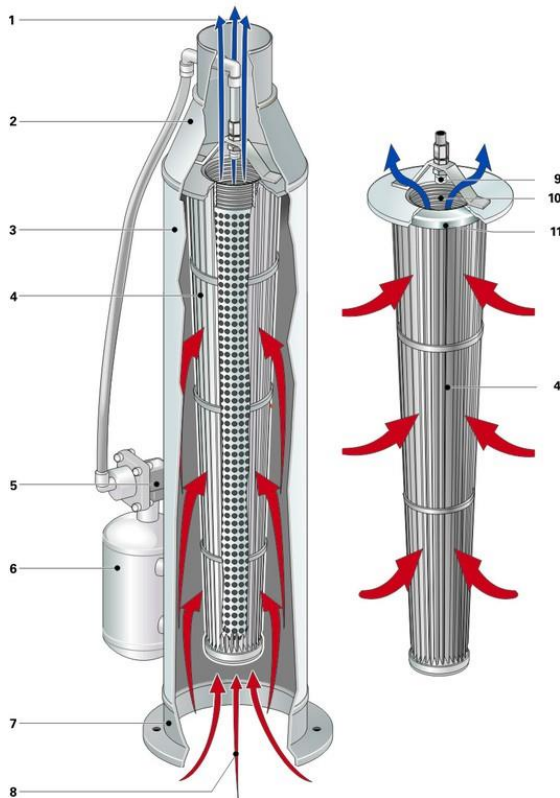


Ø 300 - 400 mm with 3 - 4 cartridges



... plus fan, frame and dust bucket

## 3. Modules and accessories



- 1 Outlet pipe-end
- 2 Clean air section
- 3 Dirt air section
- 4 Cartridge
- 5 Membrane valve
- 6 Pressure vessel
- 7 Jacob connection system
- 8 Dirt air inlet
- 9 Cleaning nozzle
- 10 Threaded connection
- 11 Sealing ring

## 4. Functional description

The dust-laden air flows into the filter housing (3) at the bottom (8). As it flows through the cartridge (4), fine dust is separated on the cartridge surface. The filter cake is cleaned off at fixed intervals, depending on the dust load and the filter surface load. The membrane valve (5) is controlled on customer side. The detached dust drops down. The cleaned air flows into the clean side (2) and is discharged at the top of the filter via the outlet pipe-end (1).

The jet pulse cleaning system comprises a pressure vessel with membrane valves (5) and a cleaning unit (9). The version shown here is designed for intermittent operation. For continuous filtration the variant with several elements and membrane valves should be preferred.

## 5. Technical Data

### Dust collector

**Housing material:** Stainless steel V2A - AISI 304

**Max. operating pressure:** ± 50 mbar

**Max. operating temperature:** 70 °C

**Dust bucket capacity\*:** 6/14/25 l

### Cartridges

**SFK-01:** Type 852 902 Ti ...\*\* (data sheet 120 NK)

**SFK-02:** Type 852 903 Ti ...\*\* (data sheet 120 NK)

**SFK-03:** Type 852 904 Ti ...\*\* (data sheet 120 NK)

### Cleaning

**Cleaning system:** Filtration Group multi-jet nozzle

**Medium:** Oil, dust and condensate-free compressed air at operating temperature

**Compressed air connection:** G½ female

**Max. air pressure:** 6 bar

**Compressed air consumption\*:** approx. 10 l (fad) for 1 cartridge  
approx. 17 l (fad) for 3 or 4 cartridges per cleaning cycle

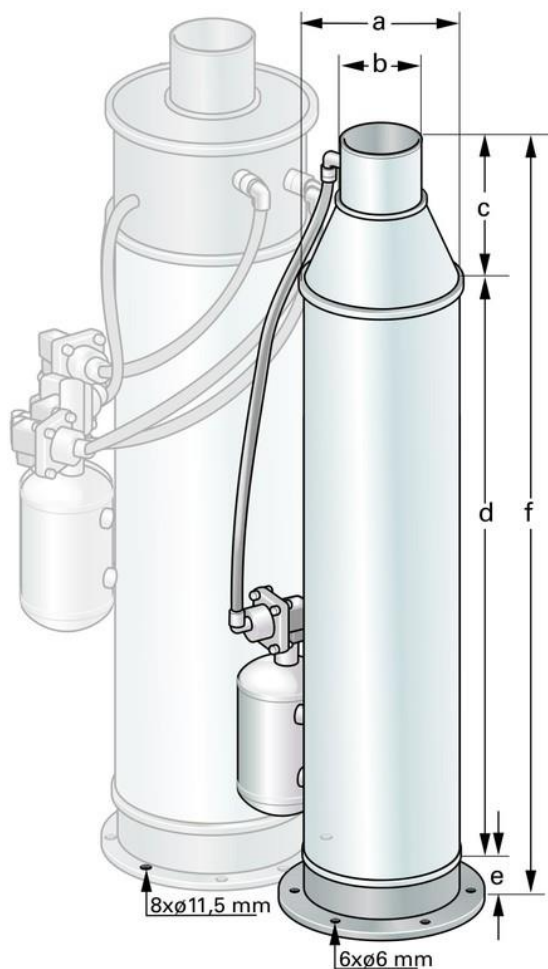
**Pulse duration:** 0.2 s

**Controller:** Optional

**Valves:** DC 24 V, 0.5 A, 12 W, IP 65

\* According to version

\*\* Filter media depending on application



## 6. Dimensions

Dust collector						Dimensions [mm]					
Type designation	Volume flow* [m³/h]	No. of cartridges	No. of Valves	Cartridge length [mm]	Weight [kg]	a	b	c	d	e	f
SFK-01 001 DN-020 ...	30 - 80	1	1	300	10	200	120	220	300	40	560
SFK-02 001 DN-020 ...	50 - 120			600	12				600		860
SFK-03 001 DN-020 ...	70 - 170			1000	16				984		1230
SFK-02 003 DN-030 ...	150 - 360	3	1**	600	19	300	150	300	600	50	950
SFK-02 003 DN-030 ...			3***						600		
SFK-03 003 DN-030 ...	210 - 510		1**	1000	24				984		1335
SFK-03 003 DN-030 ...			3***						984		1335
SFK-02 004 DN-040 ...	200 - 480	4	2***	600	32	400	300	300	600	50	950
SFK-02 004 DN-040 ...			4***						600		
SFK-03 004 DN-040 ...	280 - 680		2***	1000	40				984		1335
SFK-03 004 DN-040 ...			4***						984		1335

\* These values may vary depending on the nature of the dust, the composition of the air and the filter media.

\*\* Intermittent filtration

\*\*\* Continuous filtration

Technical data is subject to change without notice!

## 7. Ordering example

Basic unit					Optional equipment		
Type	No. of cartridges	Size	Version	Flanged body-type filter	Dust bucket	Fan	Fan and dust bucket
SFK-02	001	DN-020	A..				
			S1.				
			A.V				
			S1V				

## 8. Design

Please contact us for detailed technical information, any open questions and for general expert advice. Completion of the relevant questionnaire would facilitate in the coordination of all important parameters.

Comprehensive documentation on our product range, cleaning units and elements can be provided. For more information about installation and operation, please refer to our Instruction Manual.

### Your Contact

FILCOM GmbH  
Schönbuchstr. 1  
D-73760 Ostfildern

[www.filcom.de](http://www.filcom.de)

Phone: +49 (0) 711-4413322-0  
Fax: +49 (0) 711-4413322-22  
Mail: [info@filcom.de](mailto:info@filcom.de)

 **FILCOM**<sup>®</sup>  
FILTRATION