

Dust collector

SFK-02/03/11 FL

Circular construction

1. Features

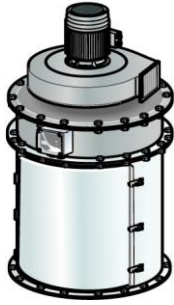
This unit is manufactured from sturdy steel sheets. The individual housing parts are fastened together by bolted flanges.

Characteristics

- Conical cartridges for maximum performance
- Compact, save-spacing design
- Modular system
- Easy to maintain
- High separation efficiency
- Low noise level
- Efficient, energy-saving cleaning with jet pulse
- Volume flow range 450 to 7.000 m³/h
- Filter surfaces 9 to 70 m²
- Worldwide distribution



2. Versions



A, Flanged body-type filter with fan

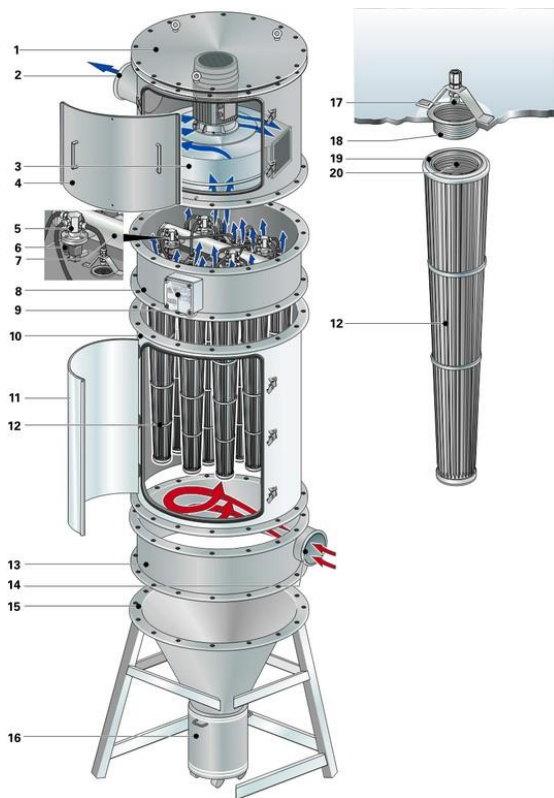


S1, with acoustic hood and dust bucket



S6, with cone and fan

3. Modules and accessories



- 1 Acoustic hood
- 2 Blow-out pipe end
- 3 Fan
- 4 Maintenance cover, acoustic hood
- 5 Compressed air distributor
- 6 Membrane valves
- 7 Pressure vessel
- 8 Clean air section
- 9 Filter controller, time or differential pressure-controlled
- 10 Untreated gas chamber
- 11 Maintenance door, dirt air section
- 12 Cartridge
- 13 Dust section
- 14 Dirt air inlet
- 15 Dust collector hopper with rack
- 16 Dust bucket
- 17 Multi-jet nozzle
- 18 Thread adapter
- 19 Seal
- 20 Cartridge, connection thread

4. Functional description

The dust-laden air flows tangentially into the dust section (13). This assures a uniform flow distribution and enables coarse dust particles to be pre-separated. As it flows through the cartridges (12), fine dust is separated on the surface. The filter cake is cleaned off at fixed intervals, depending on the dust load and the filter surface load. The membrane valves (6) are controlled by means of the electronic controller (9) mounted on the side of the filter housing. The detached dust drops down to the bottom and is collected in the dust bucket (16). The cleaned air flows into the clean air section (8) and is discharged at the top of the filter via the blow-out nozzle (2). The fully automatic compressed air cleaning system comprises a pressure vessel with membrane valves (6), an electronic controller (9) and the cleaning nozzles (17).

5. Technical Data

Dust collector

Housing material:	1.0037 (DIN EN 10025) stainless steel optional
Surface protection:	EPS powder coating RAL 7035 light grey
Max. operating pressure:	- 50 mbar
Max. operating temperature:	70 °C without acoustic hood 40 °C with acoustic hood
Dust bucket capacity:	60 l

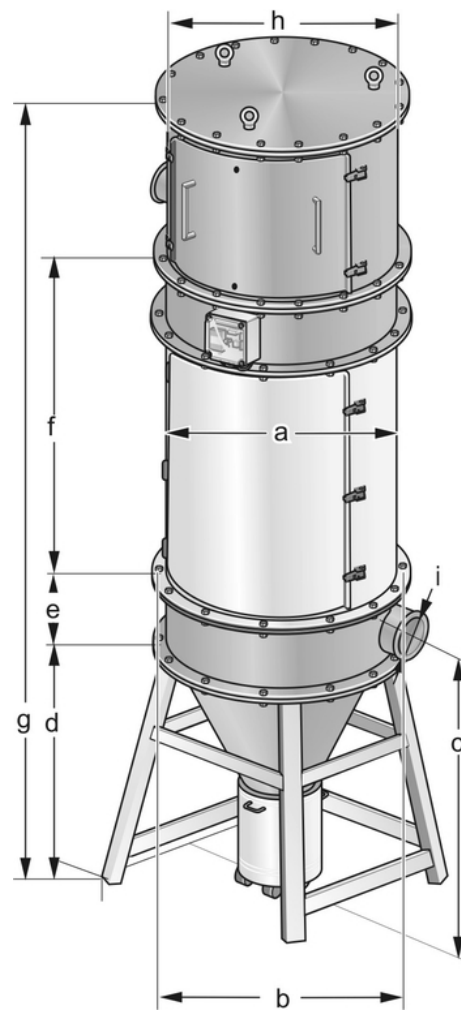
Cartridges

SFK-02:	Type 852 903 Ti ...* (120 NK data sheet)
SFK-03:	Type 852 904 Ti ...* (120 NK data sheet)
SFK-11:	Type 852 054 Ti ...* (160 NK data sheet)

Cleaning

Cleaning system:	Filtration Group multi-jet nozzle
Medium:	Oil, dust and condensate-free compressed air at operating temperature
Compressed air connection:	G½ female
Compressed air consumption:	SFK-02/03: Approx. 35 l (fad) per cleaning pulse SFK-11: Approx. 80 l (fad) per cleaning pulse
Pulse duration:	0.2 s
Controller:	SFK-02/03: Time controlled (MFS-05 data sheet) SFK-11: Differential pressure-controlled (MFS-05 dp data sheet)
Valves:	Electric membrane valve

* Filter media depends on application



6. Dimensions

Dust collector					Dimensions [mm]								
Type designation	Volume flow* [m³/h]	No. of cartridges	Cartridge length [mm]	Weight** [kg]	a	b	c	d	e	f	g***	h	i
SFK-02 009 DN-056...	450-1080	9	600	120	560	760	1230	1070	260	1005	3095	900	200
SFK-03 009 DN-056...	630-1530		1000	160						1405	3495		
SFK-02 015 DN-071...	750-1800	15	600	210	710	1040	1230	1070	320	1005	3155	1000	250
SFK-03 015 DN-071...	1050-2550		1000	260						1405	3555		
SFK-11 012 DN-100...	1800-4200	12	1000	350	1000	1040	1520	1320	400	1405	3880	1000	300
SFK-11 016 DN-112...	2400-5600	16		420	1120	1160	1695	1470	450		4395	1120	350
SFK-11 020 DN-125...	3000-7000	20		470	1250	1290	1770	1520	500		4495	1250	400

* These values may vary depending on the nature of the dust, the composition of the air and the filter media

** Weight of S1 type excluding fan and acoustic hood

*** These values may vary depending on the size of the fan

Technical data is subject to change without notice!

7. Ordering example

Basic unit					Optional equipment		
Type	No. of cartridges	Size	Version	Flanged body-type filter	Bucket	Bucket and fan	Product separator with cone
SFK-02	008	DN-053	A..				
			S1.				
			S1V				
			S6.				

8. Design

Please contact us for detailed technical information, any open questions and for general expert advice. Completion of the relevant questionnaire would facilitate in the coordination of all important parameters.

Comprehensive documentation on our product range, cleaning units and elements can be provided. For more information about installation and operation, please refer to our Instruction Manual.

Your Contact

FILCOM GmbH
Schönbuchstr. 1
D-73760 Ostfildern

www.filcom.de

Phone: +49 (0) 711-4413322-0
Fax: +49 (0) 711-4413322-22
Mail: info@filcom.de

 **FILCOM**[®]
FILTRATION