

High Pressure Filter Pi 420 KV/Pi 4000 KV

Nominal pressure 400 bar (5690 psi), NG 50, 80, 110/NG 40, 63, 100
according to DIN 24 550

1. Features

High pressure filter with differential pressure controlled cold-start valve

The filterhead contains a cold-start valve which guarantees under all operating conditions that the hydraulic system is provided only with filtered fluid.

When the differential pressure rises above the opening pressure of the cold-start valve (e.g. due to high cold-start viscosity or due to a not serviced filter element), a partial flow is returned to the tank via the filter heads` tank connection.

- The system is provided only with filter fluids
- A reduction of the flow rate indicates an outstanding filter element change
- Performance curves as per leaflet Pi 420 respectively Pi 4000
- Worldwide distribution



2. Technical specifications

Design: line mounting filter
 Nominal pressure: 400 bar (5690 psi)
 Test pressure: 520 bar (7400 psi)
 Temperature range: -10 °C to +120 °C
 (other temperature ranges on request)

Bypass setting: Δp 8 bar
 Filter head material: GGG
 Filter housing material: St
 Sealing material: NBR
 Maintenance indicator setting: Δp 5 bar

Electrical data of maintenance indicator
 Max. voltage: 250 V AC/200 V DC
 Max. current: 1 A
 Contact load: 70 W
 Type of protection: IP 65 when inserted
 and secured

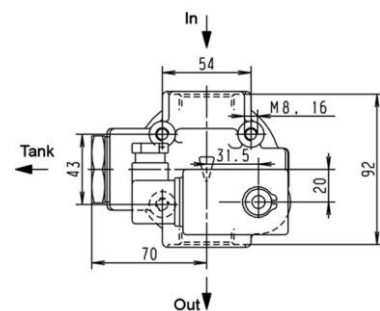
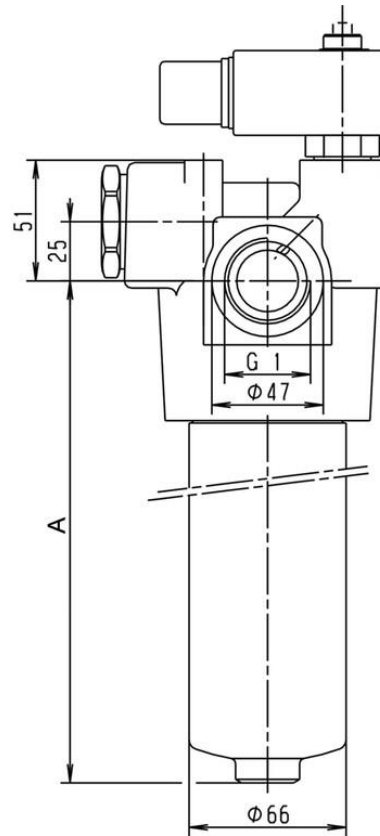
Contact: normally open/normally closed
 Cable connection: M20x1.5

The switching function can be changed by turning the electric upper part by 180° (normally closed contact or normally open contact). The state on delivery is a normally closed contact. By inductivity in the direct current circuit the use of suitable protection circuit should be considered. Further maintenance indicator details and designs are available in the maintenance indicator data sheet.

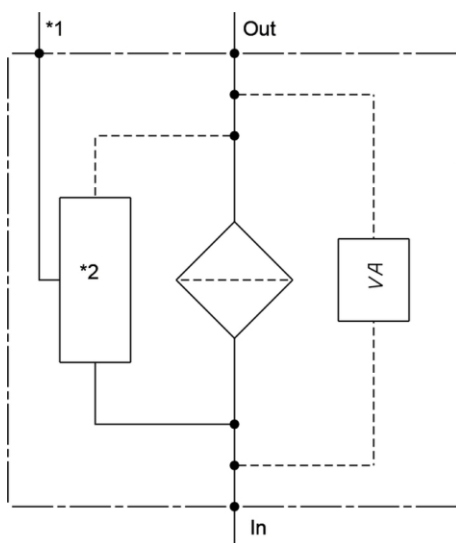
We draw attention to the fact that all values indicated are average values which do not always occur in specific cases of application. Our products are continually being further developed. Values, dimensions and weights can change as a result of this. Our specialized department will be pleased to offer you advice.

We recommend to contact us concerning applications of our filters in areas governed by the Eu Directive 94/9 EC (ATEX). The standard version can be used for liquids based on mineral oil (corresponding to the fluids in Group 2 of Directive 97/23 EC Article 9). If you consider to use other fluids please contact us for additional support.

Subject to technical alteration without prior notice.



3. Symbols



*1 Tank G $\frac{1}{2}$
 *2 Cold start valve
 VA = Maintenance indicator
 In = G1
 Out = G1

4. Dimensions

Pi 420 KV	A	Pi 4000 KV	A
NG 50	158	NG 40	158
NG 80	236	NG 63	236
NG 110	312	NG 100	312

Your Contact

FILCOM GmbH
 Schönbuchstr. 1
 D-73760 Ostfildern

Phone: +49 (0) 711-4413322-0
 Fax: +49 (0) 711-4413322-22
 Mail: info@filcom.de

www.filcom.de

FILCOM[®]
 FILTRATION